


Can you think of any activities of your own?





  
MOORTOWN  
Primary School

# Active Reading




## Activities whilst you're reading the story

- ✘✘ Does the story start with description, action, dialogue or a mixture? Does the story grab your interest? Write an evaluation of the story start with three reasons.
- ✘✘ **Re-read a chapter – find a 'Top Ten' of Wow Words that you will use in your own writing. (You could limit yourself to just verbs, adjectives or adverbs.)**
- ✘✘ Rewrite part of the story as a script.
- ✘✘ **Write about a memory or experience of your own that is similar to something you've read in your book.**
- ✘✘ Make a list of questions you ask yourself as you read a particular chapter.
- ✘✘ **Before you finish the book, write down your predictions for the ending. After you finish, check back and check the accuracy of your prediction.**
- ✘✘ When you are about halfway through, predict what might happen in the book. Your prediction could be a comic strip, notes or other form.
- ✘✘ **Write a description or an explanation of the setting.**
- ✘✘ Create a cartoon strip of main events so far.
- ✘✘ **Re-write an extract from the point of view of a different character.**
- ✘✘ Think about the ending. Write an evaluation of the resolution with three reasons.



## Activities about the overall book

- ✂✂ Who else should read this book? Why? Who shouldn't read this book? Why?
- ✂✂ **Construct a time line to fit the story. Include all the main events.**
- ✂✂ Write a letter to someone telling them about the book and your opinion.
- ✂✂ **Write a book review.**
- ✂✂ Write a summary limited to just 100 words.
- ✂✂ **Create a poster or advertisement for the book. Make sure you write on the poster why people should read it!**
- ✂✂ Re-write the book's blurb with new ideas to tempt someone to read it.
- ✂✂ **Draw a picture of your favourite part of the book and write a sentence about what is happening. Say why you chose this bit.**
- ✂✂ Make up three questions you would ask to check someone had read the book carefully.
- ✂✂ **Design an alternative book cover for the story, or a book cover for the sequel.**



## Activities about the author's writing

- ✂✂ Choose a description. Evaluate it thinking about similes, metaphors, Wow Words etc.
- ✂✂ **List the words and phrases used to create an atmosphere, such as 'scary', 'heart thumping', 'tension', 'palms sweating'.**
- ✂✂ Finish this idea: "I love the way the author..." Be complete and give examples to support your opinion. (Or, "I don't like the way the author...")
- ✂✂ **'Dear author' – write a letter to the author about the book.**
- ✂✂ Find new vocabulary (words) that you do not really know the meaning of and write them up with the meaning in your book. Use a dictionary to help.
- ✂✂ **Find a descriptive word, write it down and write down five synonyms (words that mean the same) and antonyms (opposites) for that word. Use a thesaurus to help.**

## Activities about characters

- ✂✂ What kind of person is the main character? Think of the character's social and emotional aspects.
- ✂✂ **What do other characters think or say about the main character? Why do they feel this way?**
- ✂✂ How does your character treat others in the book? Give reasons for your answers.
- ✂✂ **How does the character change? Explain why the character changes.**
- ✂✂ Draw and label a character or a setting from a description in the book
- ✂✂ **Create a portrait gallery of the characters.**
- ✂✂ Write a description of the main character: their looks, the way they dress, the way they talk and their personality.
- ✂✂ **Imagine you are one of the characters in the story. Write a diary entry that reflects thoughts and feelings about an event in the story.**
- ✂✂ Write a diary extract written by a character.
- ✂✂ **Give some advice to a character: write a problem page letter and response, or write it as a conversation (like a script).**
- ✂✂ Write an interview between you and the main character. Be sure you write detailed responses for the character. Write it like a script.
- ✂✂ **Write a conversation between you and one or two characters from the book. (Remember speech punctuation!)**
- ✂✂ Which character in this book are you most like? Which character would you most like to be? Explain
- ✂✂ **Write about what a character might be thinking or feeling at different stages of the story. You could write it in the first person, or in a speech bubble.**
- ✂✂ Think of five questions you would like to ask one of the characters. Swap these with someone else in your group and write the answers as if you were that character.



## Activities about non-fiction texts

- ✂✂ **Create a glossary of technical vocabulary specific to a topic.**
- ✂✂ An annotated diagram using factual information – use labels and captions.
- ✂✂ **Write a 'Top Ten' of facts that you've learned.**
- ✂✂ Write notes made by picking out key points from the text.
- ✂✂ **What do you think about the layout of the non-fiction text? Compare two texts about same topic.**
- ✂✂ Create a quiz based on the facts you've learned from the text.

