


01.06.20

Spelling

This week, we're learning about the **ness** suffix. Usually, you just add the suffix on to the root word. The exceptions are when the word ends in a y and is more than one syllable long. Eg. happiness.

happy	happiness
sad	sadness
kind	kindness
quiet	quietness
dark	darkness
ill	illness
shy	shyness
sick	sickness

Task: practise your spelling using a few of the strategies listed below.




Look, Say, Cover, Write, Check

- **Look** at the words carefully thinking about the spelling rule.
- **Say** it out loud several times
- **Cover** the word up.
- **Visualise** the word then **write** it down from memory.
- **Check** the word for spelling accuracy.

Spelling Tennis

One person starts with the first letter of the word; the other person says the next letter. The winner is the person who says the last letter.



Story Writing / Silly Sentences


Write a short paragraph, a story, or silly sentences that include your spelling words. Write the spelling word in fancy lettering or in a coloured pencil and underline it.

Speed Write

Choose a word from the spelling list. How many times can it be written accurately in one minute?


Bubble Words and Doodle Words Combined

Write the words in bubble writing and draw an image.



Bubble Words and Doodle Words Combined

Write the words in bubble writing and draw an image.

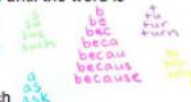


Word Pyramid

Begin with the first letter of the word. Add another letter to each stage of the pyramid until the word is completed.


Challenge:

Remove a letter at each stage to reverse the process and end up with a diamond shape.




Bubble Words

Write the words in bubble writing.




Spelling Jumps

Learn your spellings while playing - jump up and down on the spot and say a letter of the word with each jump.



Word Shape

Draw around the word and try to remember the shape of it:




Rainbow Words

1. Use a different colour for each letter of the word:

because

2. Write the whole word in one colour. Change colour and write over the words again on top of the previous colour:



Doodle Words

Draw images around the word that linked to the meaning of the word to help you remember what it is.

