

08.06.20

## Spelling

This week, we're revisiting the -ed suffix which is often used to change the form of a verb to the past tense (eg walk to walked). For each of the words you need to add the -ed suffix to the root word.

However.....his week's spellings also recap three of our key spelling rules: *double up for a short vowel sound, drop the e, drop the y for an i*. This means you need to do the correct thing to the root word.

On Friday, I'd like you to do a spelling test. Choose four words from this list and four from the previous lists. Choose words from the third column of this table for the test.

Spelling rule	Root word	Simple past tense
just add suffix	groan	groaned
just add suffix	splash	splashed
double up	grin	grinned
double up	drop	dropped
drop the e	stumble	stumbled
drop the e	confuse	confused
drop the y for an i	hurry	hurried
drop the y for an i	tidy	tidied


**Task:** practise your spelling using a few of the strategies listed below.

**Read, Say, Cover, Write, Check**

- Look at the words carefully thinking about the spelling rule.
- Say it out loud several times.
- Cover the word up.
- Visualise the word then write it down from memory.
- Check the word for spelling accuracy.

**Spelling Tennis**

One person starts with the first letter of the word, the other person says the next word. The winner is the person who says the last letter.



**Story Writing / Silly Sentences**


Write a short paragraph, a story, or silly sentences that include your spelling words. Write the spelling word in fancy lettering or in a coloured pencil and underline it.

**Speed Write**

Choose a word from the spelling list. How many times can it be written accurately in one minute?


**Bubble Words and Doodle Words Combined**

Write the words in bubble writing and draw an image.



**Bubble Words and Doodle Words Combined**


Write the words in bubble writing and draw an image.



**Word Pyramid**


Begin with the first letter of the word. Add another letter to each stage of the pyramid until the word is completed.

Challenge: Remove a letter at each stage to reverse the process and end up with a diamond shape.




**Bubble Words**

Write the words in bubble writing.




**Spelling Jumps**

Learn your spellings while playing - jump up and down on the spot and say a letter of the word with each jump.




**Word Shape**

Draw around the word and try to remember the shape of it:



**Doodle Words**

Draw images around the word that linked to the meaning of the word to help you remember what it is.



**Rainbow Words**

1. Use a different colour for each letter of the word:

because

2. Write the whole word in one colour. Change colour and write over the words again on top of the previous colour:

that

**Task 2:** Use some of the words in a sentence to show you know what they mean.