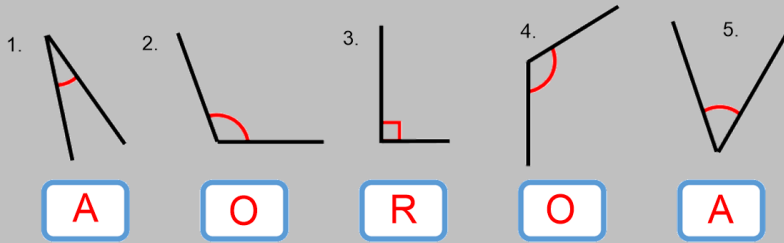


Y3 – Shape – Lesson 3 – ANSWERS

LO: I can identify angles

You have to label the angles. A for acute, O for obtuse and R for right angle.

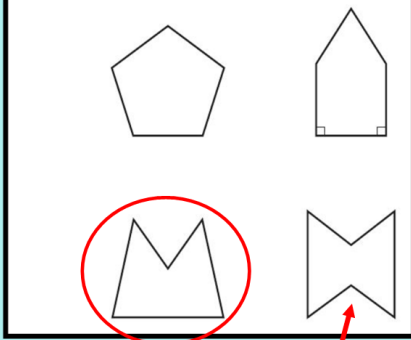


6. Go on an angle hunt around your house. Find some acute and obtuse angles. Take some photos of them or draw them in your book!

7. Draw some of your own acute, obtuse and right angles in your books.

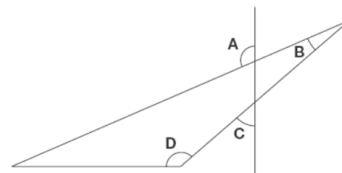
Use a ruler or something straight.

Circle the pentagon with exactly four acute angles.



Has 4 acute angles but is a hexagon not a pentagon.

This diagram has four angles marked A, B, C and D.



A, D

Write the letters of the angles that are obtuse angles.