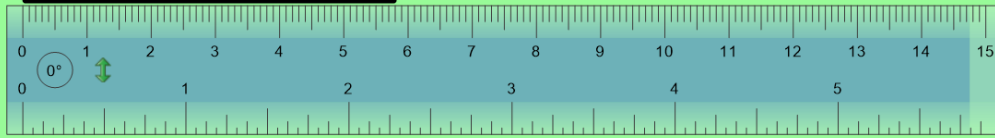


Y3 – Monday – drawing lines

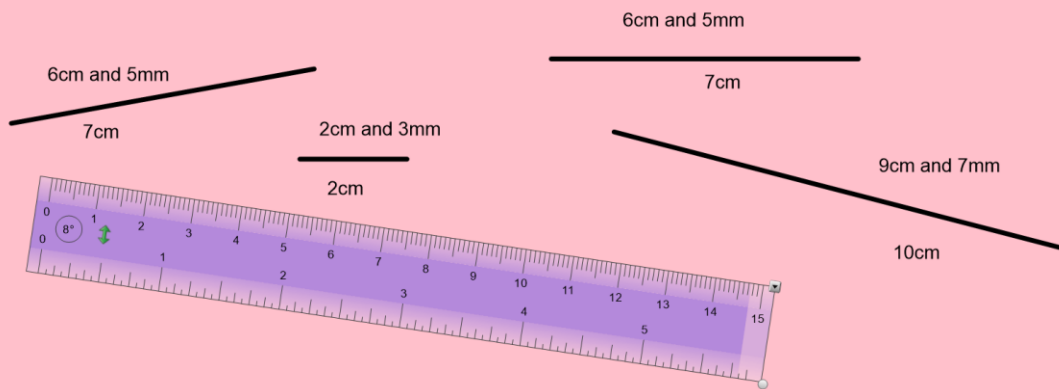
LO: to draw lines



Use centimetre side of ruler.

Start from 0 not from the start of the ruler.

Measure these lines in centimetres (cm) and millimetre (mm). Round them to the nearest centimetre (cm).



Draw some lines in your book or ask an adult to.

1. Measure them carefully using a ruler and write the length in cm and mm next to the line.
2. Round the lines to the nearest cm and write that next to the line as well.

You'll need to ask someone at home to mark your work to check that you've been accurate!

Draw the following lines in your books using a ruler:

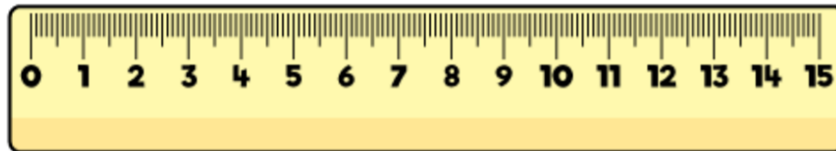
1. 5cm and 4mm  5cm
2. 7cm and 3mm  7cm
3. 0cm and 7mm  1cm

Draw the following lines in your books using a ruler:

1. 3cm and 8mm
2. 5cm and 2mm
3. 0cm and 4mm
4. 11cm and 7mm
5. 8cm and 6mm
6. 13cm and 8mm

Ask an adult to check how accurately you have drawn the lines.

Alex measures the line.



She says it is 10 cm 4 mm

Is Alex correct?
Explain why.