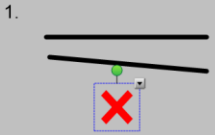
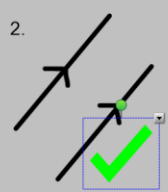
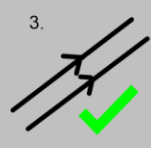
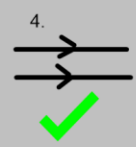
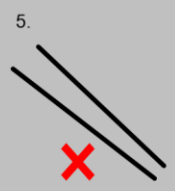


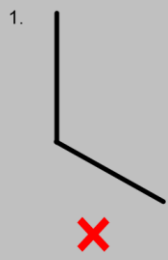
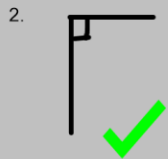
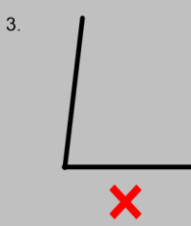
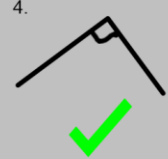
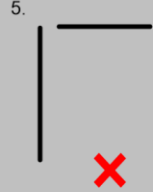
Y3 – Thursday – Parallel and perpendicular lines - ANSWERS

LO: parallel and perpendicular lines

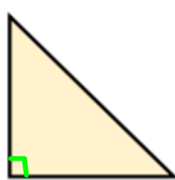
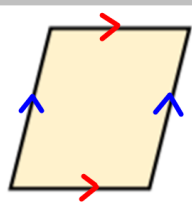
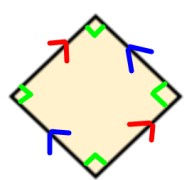

a. Identify if the lines are parallel or not.

1.  2.  3.  4.  5. 

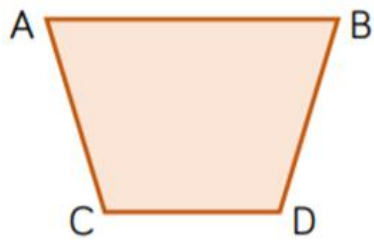
Identify the perpendicular lines.

1.  2.  3.  4.  5. 

Identify if the shapes have parallel or perpendicular lines.

			
no pairs of parallel lines	two pairs of parallel lines	two pairs of parallel lines	one pairs of parallel lines
one pair of perpendicular lines	no pairs of perpendicular lines	four pairs of perpendicular lines	two pairs of perpendicular lines

True or False?



Line AB is parallel to line CD.
Line AC is parallel to line BD.
Line AC is perpendicular to line CD.

Redraw the shape so that line BD is perpendicular to line CD.

True
False
False



These lines are NOT parallel.



Convince me.

Children can draw and continue the lines to show that they will eventually meet so are not parallel.