

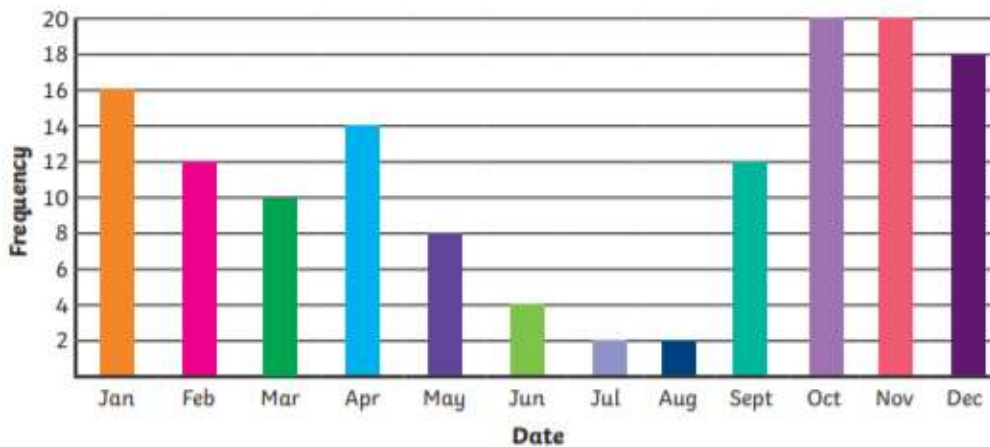
Y4 – Thursday - Statistics

LO: statistics assessment

1.

This shows how many people visited a skiing chalet throughout the year.

How many people visited **altogether** in the **2 busiest months**?



2.

This is a tally chart showing how pupils in a class get to school.

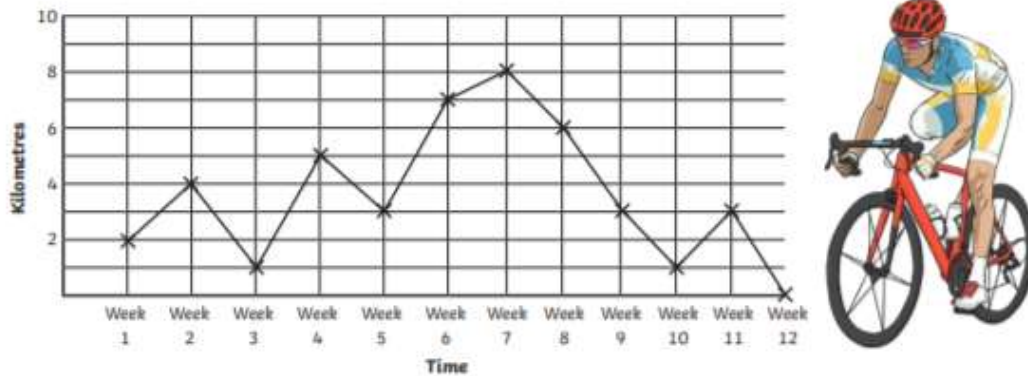
Type of Transport	Number Seen
Bicycle	
Car	
Train	
Bus	

How many people travel by car and bus?



3.

This is a graph showing the kilometres travelled over a period of time while riding a bike.



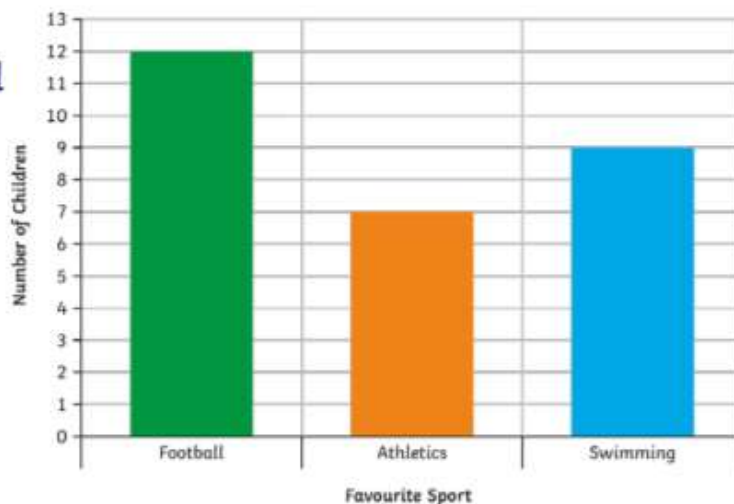
What is the difference between the distance most travelled and the distance least travelled?

4.

Statistics

Question 1

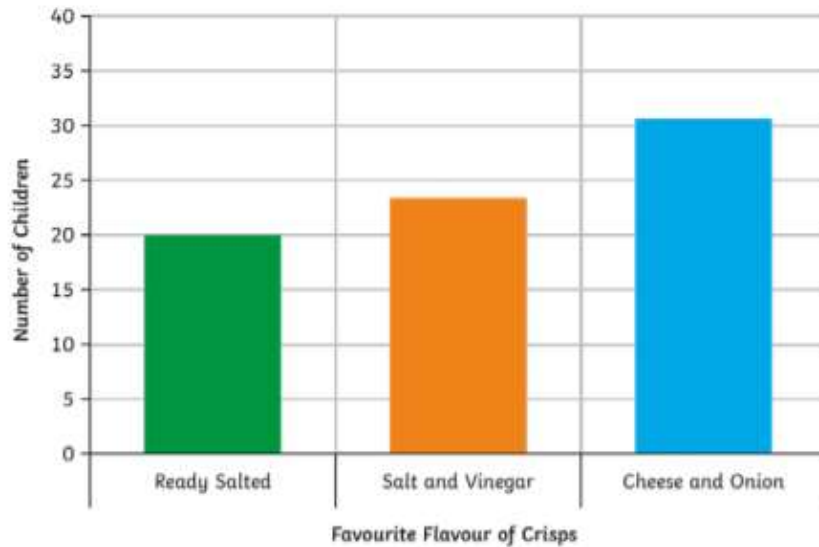
- How many children preferred athletics?
- What is the difference in popularity between swimming and athletics?



- How many children said football was their favourite sport?
- 30 children were meant to vote. How many didn't vote?

5.


- a) How many children like salt and vinegar?
- b) How many children like cheese and onion flavour?



- c) How many more children like cheese and onion compared to ready salted?

6.

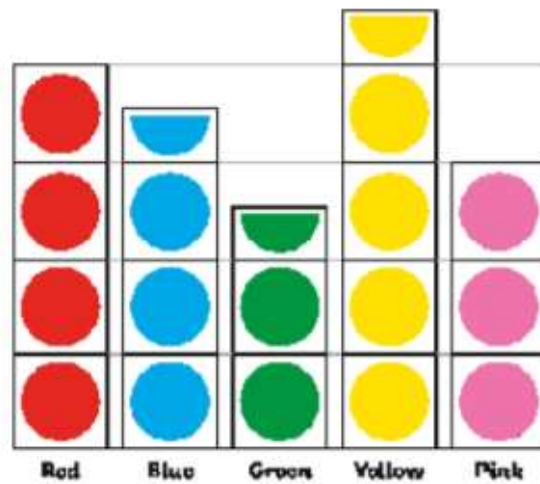
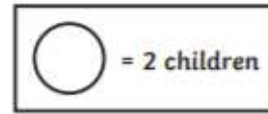
- a) How many children like apples?
- b) Which is the least popular fruit?
- c) How many children voted altogether?



- d) Part of this pictogram is missing. 8 people voted for strawberries, 6 voted for pear and 3 voted for grapes. How many children voted altogether, including votes for apples, bananas and oranges?

7.

- a) How many children like blue?
- b) How many children liked red, blue and pink?
- c) How many votes did the most popular colour receive?
- d) How many children voted altogether?
- e) What is the difference in the number of votes for green and red?



8.

Children were asked to vote for a name for their new class pet.

- a) Which name won the vote?
- b) Which name came second?
- c) How many votes did Stripes, Comet and Pebbles receive altogether?
- d) What is the difference in the number of votes between the most popular and the least popular name choices?

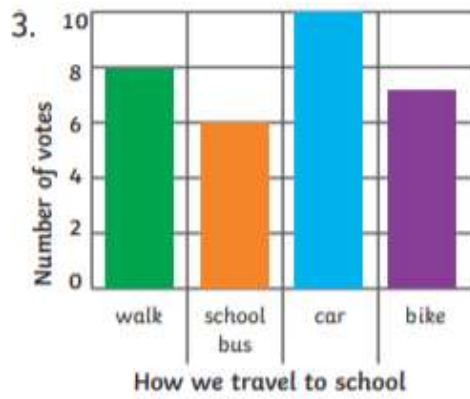
Name choice	Number of votes
Pebbles	6
Nemo	11
Comet	9
Bubbles	14
Stripes	4



Statistics

1. a) 7 b) 2 c) 12 d) 2

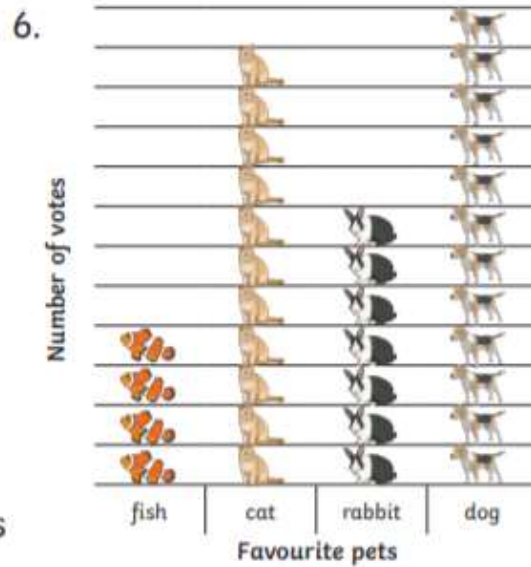
2. a) 23 b) 31 c) 11



4. a) 5 b) bananas and oranges
c) 11 d) 28

Answers

5. a) 7 b) 21 c) 9 d) 35 e) 3



7. a) Bubbles b) Nemo c) 19 d) 10