

13.07.20

## Spelling

This week, the spellings all contain the phoneme **tion**. However, this sound can be spelled in different ways: **-tion, -cian, -sion, -ssion**.

There are some patterns to help us to decide which the correct way to spell it is:

*cian common in occupations*

*tion if word ends in t or te (this is the most common of the four)*

*sion if root word ends in d/de, s/se*

*ation a is always followed by tion*

*ssion if root ends in ss or mit*

<b>-cian</b>	<b>-sion</b>	<b>-ssion</b>	<b>-tion</b>
optician magician politician	confusion explosion collision	profession possession passion	fiction direction attention

### Task 1

Practise spelling the words using a couple of the spelling strategies.

### Task 2

Visit the BBC Bitesize page. Watch the video and play the quiz.

<https://www.bbc.co.uk/bitesize/topics/zt62mnb/articles/zyv4qhv>

### Task 3


Add some more tion words to each column of the table.

**Look, Say, Cover, Write, Check**

- **Look** at the words carefully thinking about the spelling rule.
- **Say** it out loud several times
- **Cover** the word up.
- **Visualise** the word then write it down from memory.
- **Check** the word for spelling accuracy.

**Spelling Tennis**

One person starts with the first letter of the word; the other person says the next letter. The winner is the person who says the last letter.



**Story Writing / Silly Sentences**


Write a short paragraph, a story, or silly sentences that include your spelling words. Write the spelling word in fancy lettering or in a coloured pencil and underline it.

**Speed Write**

Choose a word from the spelling list. How many times can it be written accurately in one minute?


**Bubble Words and Doodle Words Combined**

Write the words in bubble writing and draw an image.



**Bubble Words and Doodle Words Combined**

Write the words in bubble writing and draw an image.




**Word Pyramid**

Begin with the first letter of the word. Add another letter to each stage of the pyramid until the word is completed.


Challenge:

Remove a letter at each stage to reverse the process and end up with a diamond shape.




**Bubble Words**

Write the words in bubble writing.




**Spelling Jumps**

Learn your spellings while playing - jump up and down on the spot and say a letter of the word with each jump.



**Word Shape**

Draw around the word and try to remember the shape of it:



**Rainbow Words**

1. Use a different colour for each letter of the word:  
**b e c a u s e**
2. Write the whole word in one colour. Change colour and write over the words again on top of the previous colour:  
**that**



**Doodle Words**

Draw images around the word that linked to the meaning of the word to help you remember what it is.

