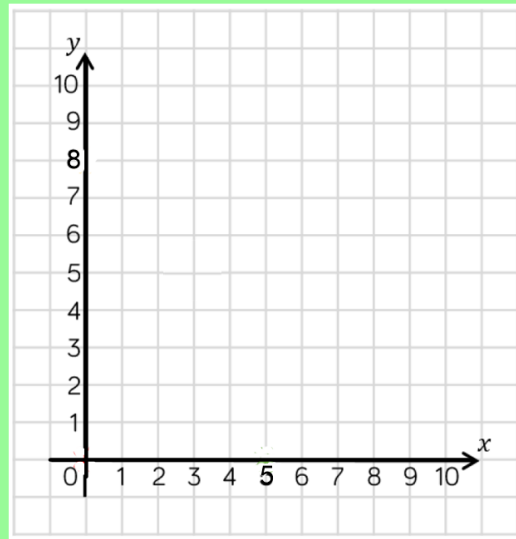


Y4 – Maths – Position – Lesson 1

LO: to describe position

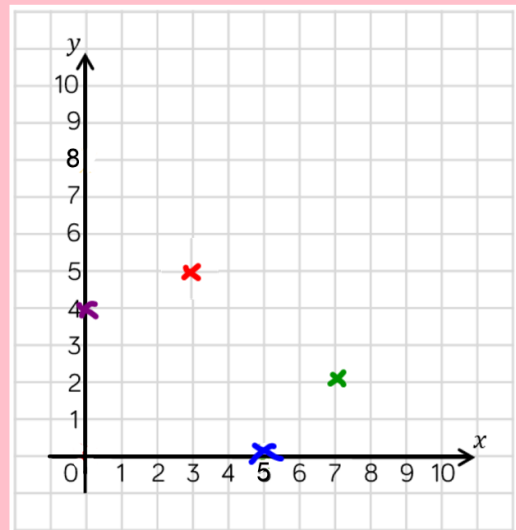
In our lesson today, we'll be learning to find coordinates.
We'll need to read and write pairs of coordinates.
The order we read the coordinates is really important.
We read the x axis first and then the y axis next.

Tip to remember the order:
along the corridor (x axis)
then the stairs (y axis)



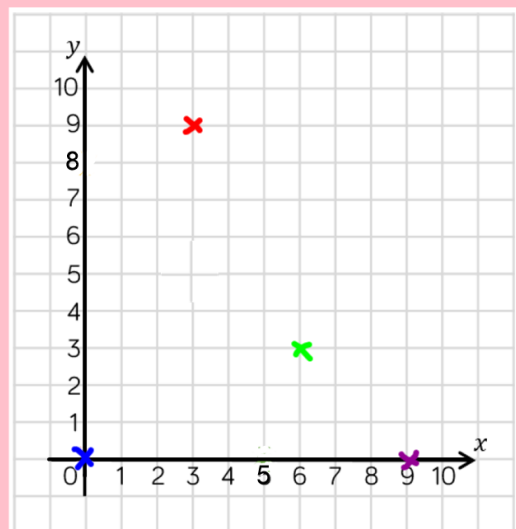
Tip to remember the order:
along the corridor (x axis)
then the stairs (y axis)

Put a cross on these coordinates:
(3,5)
(5,0)
(7,2)
(0,4)



Tip to remember the order:
along the corridor (x axis)
then the stairs (y axis)

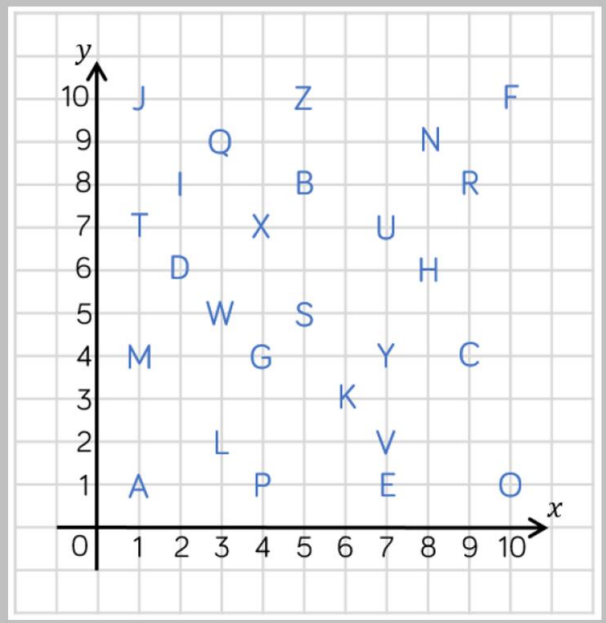
Write the coordinates for the points shown.
(9,0)
(6,3)
(3,9)
(0,0)



Tip to remember the order:

along the corridor (x axis)
then the stairs (y axis)

Write the coordinates that spell your name.



Tip to remember the order:

along the corridor (x axis)
then the stairs (y axis)

The point is plotted
at (7, 3)



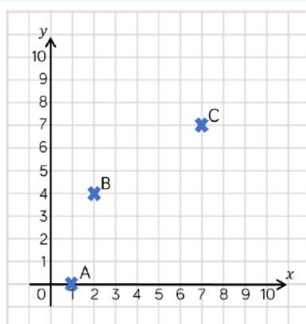
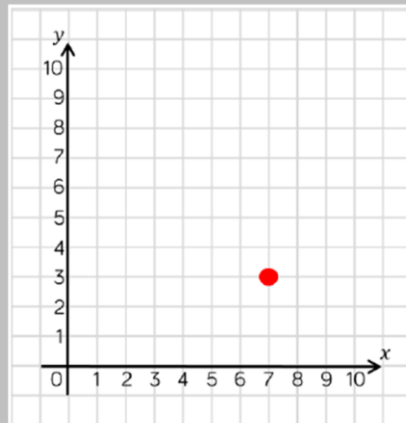
Teddy



Rosie

The point is plotted
at (3, 7)

1. Who is correct?
2. What mistake has one of the children made?



Which clue matches which coordinate?

Clue 1 My x coordinate is half of my y coordinate.

Clue 2 My y coordinate is less than my x coordinate.

Clue 3 Both my coordinates are prime numbers.